




Adp

PRODUCT:	ETERNAL SINGLE TOWEL RAIL 900
SIZE:	52H x 66D x 952W
TYPE:	ACCESSORY
VERSION: 01	DATE: 11/04/2023

CHROME (CHROMIUM PLATED)	JACCSOEST9CP
MATTE BLACK (ELECTROPLATED)	JACCSOEST9BK
BRUSHED NICKEL (PVD)	JACCSOEST9NK
BRUSHED BRASS (PVD)	JACCSOEST9BB
BRUSHED COPPER (PVD)	JACCSOEST9BCO



DO NOT MEASURE FROM DRAWING.
ALL DIMENSIONS ARE IN MILLIMETRES.
ALL DIMENSIONS ARE NOMINAL AND SUBJECT TO CHANGE.
DO NOT DRILL OR ROUGH IN UNTIL YOU HAVE RECEIVED AND MEASURED YOUR PRODUCT.