

Glacier Mirrored Cabinets




Email: orders@adpaustralia.com.au | Phone: (02) 4271 2444 | Fax: (02) 4271 5849

Store:	Order Date:
Store Contact Name:	Customer Phone Number:
Store Phone Number:	Store Signature:
Purchase Order Number:	Customer Signature:

1 Cabinet Type, Size & Configuration

Glacier Mirrored Cabinet



- | | | |
|---------------------------------------|---------------------------------------|---------------------------------------|
| <input type="checkbox"/> 300, 1 Door | <input type="checkbox"/> 400, 1 Door | <input type="checkbox"/> 500, 1 Door |
| <input type="checkbox"/> 600, 2 Door | <input type="checkbox"/> 750, 2 Door | <input type="checkbox"/> 900, 2 Door |
| <input type="checkbox"/> 1050, 2 Door | <input type="checkbox"/> 1200, 2 Door | <input type="checkbox"/> 1200, 3 Door |
| <input type="checkbox"/> 1500, 3 Door | <input type="checkbox"/> 1500, 4 Door | <input type="checkbox"/> 1800, 3 Door |
| <input type="checkbox"/> 1800, 4 Door | | |

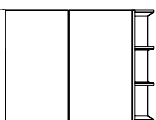
Custom Size (For Mirrored Cabinets only, cannot customise for Shelf Mirrored Cabinets)

Please specify overall cabinet size in millimetres (mm)


Width: _____ mm (Min: 150mm / Max: 2200mm) Depth: _____ mm (Min: 110mm / Max: 200mm)

Note: Custom sized cabinets come with melamine shelves

Glacier Shelf Mirrored Cabinet



1 set of open shelves - Left or Right



2 sets of open shelves - Both sides

- | | |
|---|--|
| <input type="checkbox"/> 600, 1 Door, 1 Left set of shelves | <input type="checkbox"/> 600, 1 Door, 1 Right set of shelves |
| <input type="checkbox"/> 750, 2 Door, 1 Left set of shelves | <input type="checkbox"/> 750, 2 Door, 1 Right set of shelves |
| <input type="checkbox"/> 900, 2 Door, 1 Left set of shelves | <input type="checkbox"/> 900, 2 Door, 1 Right set of shelves |
| <input type="checkbox"/> 900, 2 Door, 2 sets of shelves | <input type="checkbox"/> 1050, 2 Door, 1 Left set of shelves |
| <input type="checkbox"/> 1050, 2 Door, 1 Right set of shelves | <input type="checkbox"/> 1050, 2 Door, 2 sets of shelves |
| <input type="checkbox"/> 1200, 2 Door, 2 sets of shelves | <input type="checkbox"/> 1500, 3 Door, 2 sets of shelves |
| <input type="checkbox"/> 1800, 3 Door, 2 sets of shelves | |

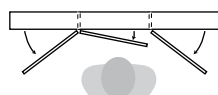
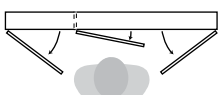
Select for both Glacier Mirrored and Glacier Shelf Cabinets

Single Door Hinge Placement (Please select for single door cabinets)

- Left Hand Hinge Right Hand Hinge

3 Door Hinge Placement (Please select for 3 door cabinets)

- Standard Hinging Surround View Hinging



Disclaimer: This order form is for store use only.

2 Cabinet Interior & Exterior

Cabinet Interior

- Glacier Lite (Fresh White) Glacier Pro (Premium Graphite)

Cabinet Exterior

- Woodgrain Silk Polyurethane (Excludes shelf models)

Colour: _____

3 Cabinet Extras

- Filler Strips (Additional cost) Cabinet width not adjusted Left Side Right Side Both Sides

OR

- Infill Strips (Additional cost) Cabinet width adjusted to suit Left Side Right Side Both Sides

- Cabinet Power Point (Additional cost) For multiple, tick all that apply Left Side Right Side Both Sides

- Magnifying Mirror (Additional cost)

Specify Door: _____

- Daylight Overhead Light Mirror (Additional cost)

Product Code: _____ Colour: _____

Product Name: _____

Please Note: The Glacier Shelf Mirrored Cabinet is not customisable

Notes: _____
