

Custom Vanity - Door/Drawer Twin Wall Hung

Email: orders@adpaustralia.com.au | Phone: (02) 4271 2444 | Fax: (02) 4271 4723

Product Code:

Purchase Order Number:

Store:

Order Date:

Store Contact Name:

Signature:

Configuration (Please Tick):

<input type="checkbox"/>	<input type="checkbox"/>	<input type="checkbox"/>	<input type="checkbox"/>	<input type="checkbox"/>	<input type="checkbox"/>	<input type="checkbox"/>	<input type="checkbox"/>
600-749mm Centre	750-899mm Centre/Offset	900-1199mm Centre/Offset	1200-1499mm Centre/Offset	1200-1499mm Double	1500-1799mm Centre/Offset/Double	1800-2099mm* Centre/Offset/Double	2100-2400mm* Centre/Offset/Double

*Note: Cabinets over 1800mm will be split

Dimensions

Benchtop Dimensions (please specify):

Width: _____ Depth: _____

Thickness:

☐ 20mm / 25mm (Bamboo) ☐ 60mm

Cabinet Dimensions (please specify):

☐ Customise cabinet width and depth to suit benchtop dimensions
(cabinet height required)

Cabinet Height (515-700mm):

☐ Provide all cabinet dimensions

Width: _____ Depth: _____

Cabinet Height (515-700mm):

Fillers (Optional Extra)

☐ Left Hand Side ☐ Right Hand Side ☐ Both Sides

Is this inclusive of the overall cabinet width?

☐ Yes

☐ No

Handle

☐ Bevel-Grip Finger Pull

☐ Aluminium Recessed Handle (please select colour):

☐ White ☐ Silver ☐ Black

☐ Handles:

Name: _____

Colour: _____

Benchtop

☐ Cherry Pie ☐ Friday Hybrid Quartz ☐ Bamboo ☐ Caesarstone

Colour: _____

Basin

Position:

☐ Centre ☐ Left Offset ☐ Right Offset ☐ Double

Name: _____

Code: _____

Colour:

☐ Gloss White ☐ Matte White ☐ Matte Black

Style:

☐ Above-Counter ☐ Semi-Inset ☐ Inset ☐ Semi-Recessed

☐ Under-Counter (ADP basins only, not available with Bamboo)

Tap Hole Location

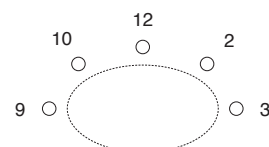
☐ 0 tap hole

Please specify:

☐ Drilling own ☐ Wall taps ☐ In basin

☐ 3 tap holes

☐ 1 tap hole



(Please Tick)

Style & Cabinet Finish

☐ Decor (Plain)

☐ Silk, Natural or Textured Woodgrain (please write colour):

☐ Polyurethane (please select):

☐ Gloss White ☐ Custom (please write colour & brand):


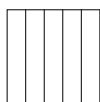
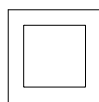
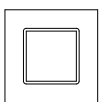
☐ Matte White _____

☐ Matte Milton Moon Grey _____

☐ Matte Black _____

☐ Classic (Routed) please select style:

☐ Deep Shaker ☐ Shallow Shaker ☐ Wide V-Groove ☐ Narrow V-Groove



☐ Polyurethane (please select):

☐ Matte White ☐ Custom (please write colour & brand):

☐ Matte Milton Moon Grey _____

☐ Matte Black _____

Drawer Side

Please select for 750-899, 900-1199, 1200-1499 Centre/Offset:

☐ Left Hand Side ☐ Right Hand Side

Disclaimer: This order form is for store use only.



Number of Drawers:

Number of Doors:

Basin Position:

[illegible]

Notes:

[illegible]